



KIRAY 50 Infrared thermometer



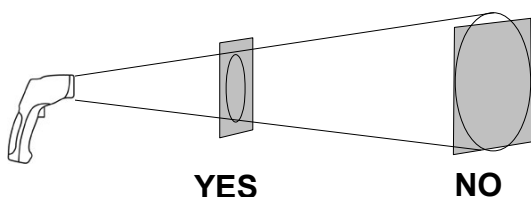
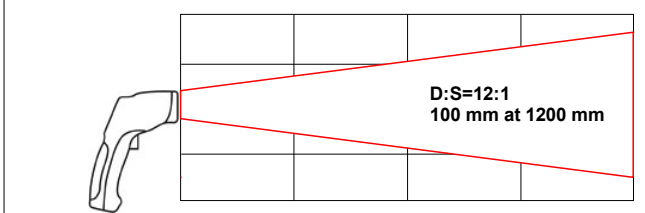
Infrared thermometer **KIRAY 50** is a key tool to diagnose, inspect and check any temperature, with the advantage of using “no-contact” technology. You can safely measure surface temperatures of hot objects, dangerous or difficult to access. Perfect tool to take temperature in a house, a garage, a workshop, an office, a car, a kitchen etc...

TECHNICAL FEATURES

Spectral response	6 - 14 μ m
Optical	D.S : 12:1 (100 mm at 1200 mm)
Temperature range	From -50 to +380 °C
Accuracy*	From -50 to -20 °C : ± 5 °C From -20 to +380 °C : $\pm 2\%$ of reading or ± 2 °C
Display resolution	0.1°C
Response time	less than 1 second
Emissivity	0.95 (fixed value)
Over range indication	LCD will show : «HI » / « Lo »
Laser sighting	Wave length : from 630 nm to 670 nm Output < at 1mW, Class 2 (II)
Indication of positive or negative temperature	Automatic (no indication for a positive temperature) (-) sign for a negative temperature
Screen	4 digits with LCD backlighted screen
Auto-extinction	Automatic after 10 seconds of inactivity
Power supply	Alkaline 9 V battery
Autonomy	100 h (inactive laser and backlight) 30 h (active laser and backlight)
Use temperature	From 0 to +10 °C for a short period From +11 to +50 °C for a long period
Storage temperature	From -20 °C to +60 °C
Relative humidity	From 10 to 90%RH in operating mode and lower than 80%RH in storage
Dimensions	155 x 82 x 43 mm
Weight	170 g (included battery)

DISTANCE FROM THE TARGET

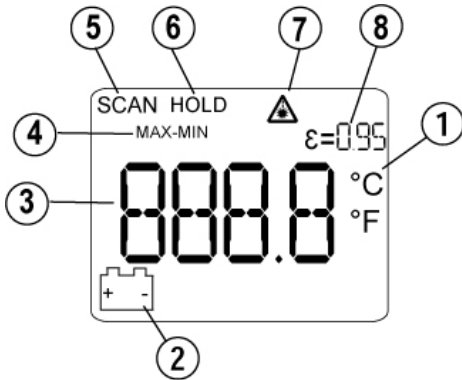
Distance	300	600	1200	mm
Diameter	25	50	100	mm



Make sure that the target is larger than the size of the laser sighting.

*Accuracy for an ambient temperature from 18 to 28°C (with a relative humidity lower than 80% RH)

DISPLAY



- 1 - Technical unit °C/°F
- 2 - Low battery indicator
- 3 - Temperature value
- 4 - MAX/MIN value indicator
- 5 - Current measurement indicator
- 6 - HOLD indicator (fixed measurement)
- 7 - Laser in operation indicator
- 8 - Emissivity value = 0.95 (fixed value)

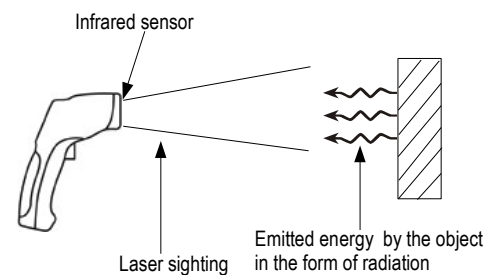
KIRAY 50 INSTRUMENT BUTTONS



- 1 - **MAX/MIN button** : It allows to display maximum and minimum values during a measurement.
- 2 - **Backlight button** : It allows to activate or deactivate LCD backlight.
- 3 - **Laser button** : It allows to activate or deactivate the laser.
- 4 - **Technical unit button** : It allows to choose measurement unit : °C or °F.
- 5 - **Trigger** : it allows to measure temperatures.
Press the trigger : « scan » is indicated on the top left of the screen. Release it, « hold » is indicated on the top left of the screen and the last measurement is displayed. Device automatically shut off after 10 of inactivity.

Infrared thermometer, how does it works?

Infrared thermometers can measure the surface temperature of an object. Its optic lens catches the energy emitted and reflected by the object. This energy is collected and focused onto a detector. This information is displayed as temperature. The laser pointer is only used to aim at the target.



DESCRIPTION



ACCESSORIES

- Case holster with passer-by belt
- User manual

CE CERTIFICATION

This device meets with following standards' requirements.

- EN 50081-1 : 1992, Electromagnetic compatibility, Part 1
- EN 50082-1 : 1992, Electromagnetic compatibility, Part 2



www.kimo.fr

Distributed by :



EXPORT DEPARTMENT

Tel : + 33. 1. 60. 06. 69. 25 - Fax : + 33. 1. 60. 06. 69. 29

e-mail : export@kimo.fr